



Did You Know...

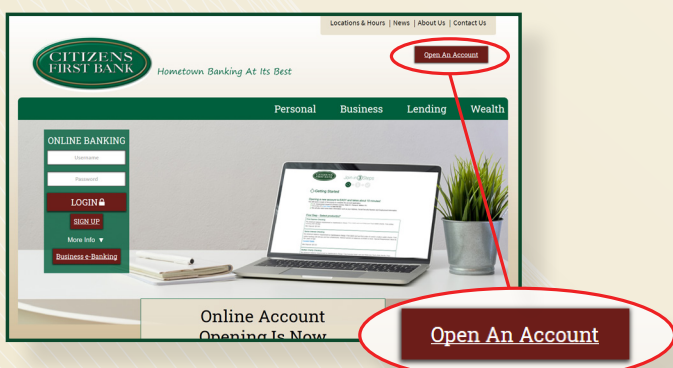
with our simple and secure online account opening tool, you can open a Citizens First Bank account on any device without leaving your home?

To open an account, follow these simple steps:


Before You Begin

Please have the following information ready:


- ✓ U.S. Government issued ID (Driver's License, State ID, Passport, or Military ID)
- ✓ Secondary ID
- ✓ Basic information such as your Address, Social Security Number, and Employment Information



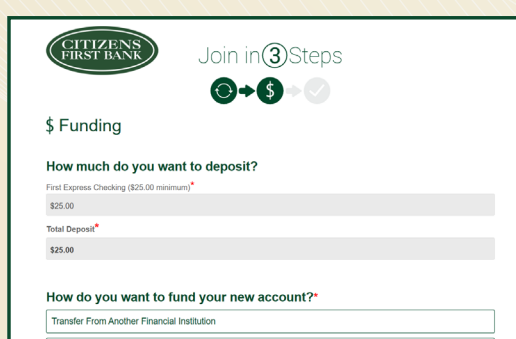
Step 1: Go to www.MyCitizensFirst.com and click on the "Open An Account" button at the top right.




Step 2: Select the type of account you would like to open (Checking, Money Market, or Savings).



Step 3: Enter your personal information and upload your two forms of identification.



Step 4: Select the amount you would like to deposit and how you want to fund your account.



Step 5: Review and submit your information. Keep an eye on your email. You will be contacted to complete your account setup.

We also offer the following alternative banking resources:

- 70 Conveniently Located ATMs**
- Online & Mobile Banking**
- Mobile Check Deposit**
- Online Mortgage Application**
- Online Loan Payments**

Find Citizens First Bank The Villages® in your app store!

www.MyCitizensFirst.com | 352-753-9515

BauerFinancial 5-Star Rated Bank, Since 2014

