



# Online Account Opening

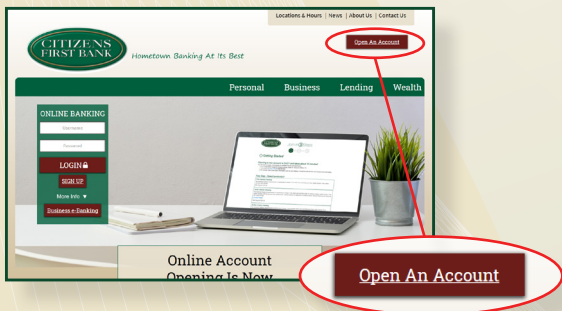
Opening an account at Citizens First Bank has never been easier! Now, with our simple and secure online account opening tool, you can open a new Citizens First Bank account on any device in minutes. Just provide us with a few pieces of information and you'll soon have access to *Hometown Banking At Its Best!*

## Before You Begin

Please have the following information ready:

- ✓ U.S. Government issued ID (Driver's License, State ID, Passport, or Military ID)
- ✓ Secondary ID
- ✓ Basic information such as your Address, Social Security Number, and Employment Information

**Step 1:** Go to [www.MyCitizensFirst.com](http://www.MyCitizensFirst.com) and click on the "Open An Account" button at the top right.



*Continued on side 2*




[MyCitizensFirst.com](http://MyCitizensFirst.com) | 352-753-9515


*Hometown Banking At Its Best!*



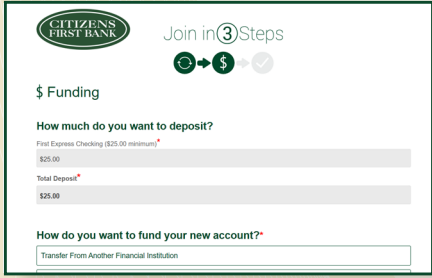
**Step 2:** Select the type of account you would like to open (Checking, Money Market, or Savings).



**Step 3:** Enter your personal information and upload your two forms of identification.



**Step 3:** Select the amount you would like to deposit and how you want to fund your account.



**Step 4:** Review and submit your information. Keep an eye on your email. You will be contacted to complete your account setup.

