



Online Account Opening

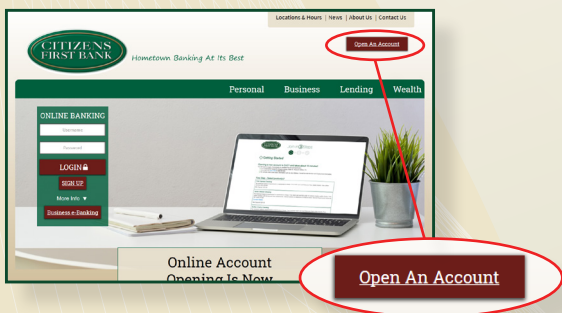
Opening an account at Citizens First Bank has never been easier! Now, with our simple and secure online account opening tool, you can open a new Citizens First Bank account on any device in minutes. Just provide us with a few pieces of information and you'll soon have access to *Hometown Banking At Its Best!*

Before You Begin

Please have the following information ready:

- ✓ U.S. Government issued ID (Driver's License, State ID, Passport, or Military ID)
- ✓ Secondary ID
- ✓ Basic information such as your Address, Social Security Number, and Employment Information

Step 1: Go to www.MyCitizensFirst.com and click on the "Open An Account" button at the top right.



Continued on side 2




MyCitizensFirst.com | 352-753-9515


Hometown Banking At Its Best!



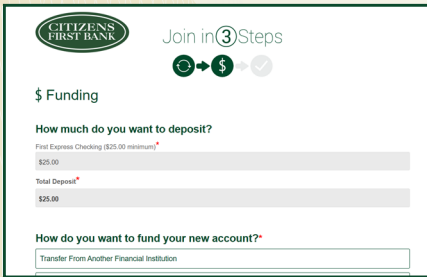
Step 2: Select the type of account you would like to open (Checking, Money Market, or Savings).



Step 3: Enter your personal information and upload your two forms of identification.



Step 3: Select the amount you would like to deposit and how you want to fund your account.



Step 4: Review and submit your information. Keep an eye on your email. You will be contacted to complete your account setup.

